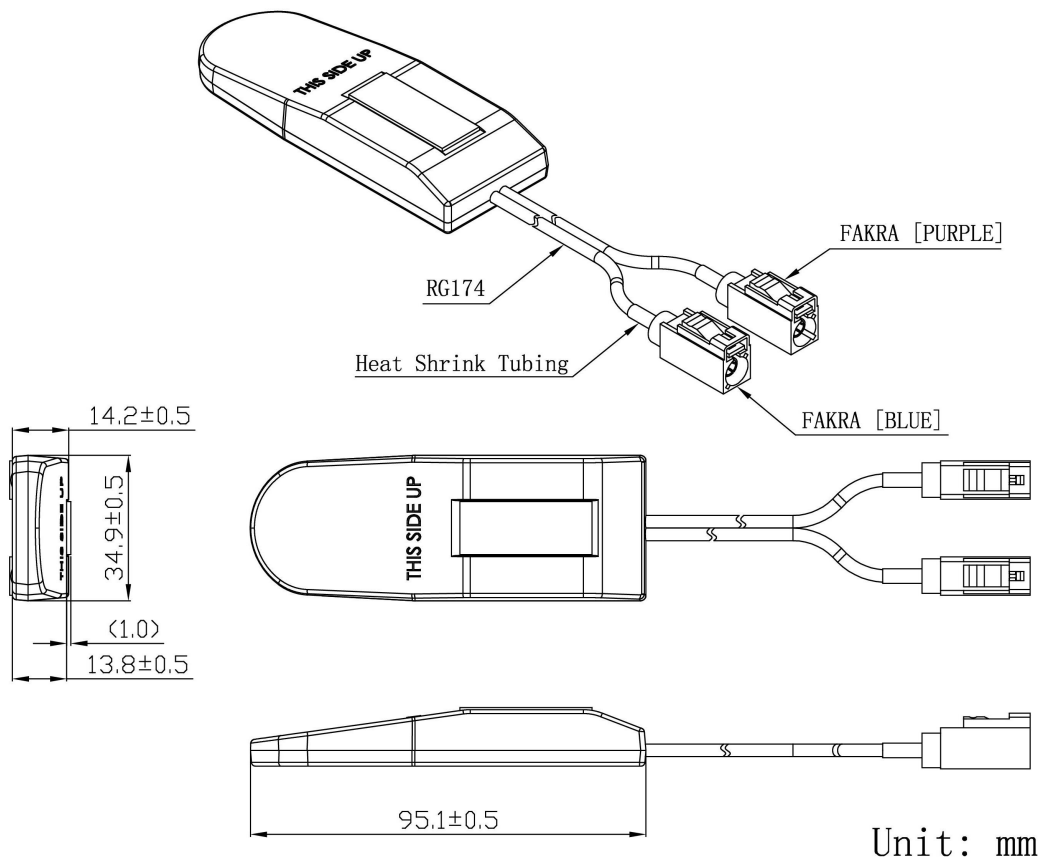


GPS+GSM Combination Antenna JCB303



DIMENSIONS



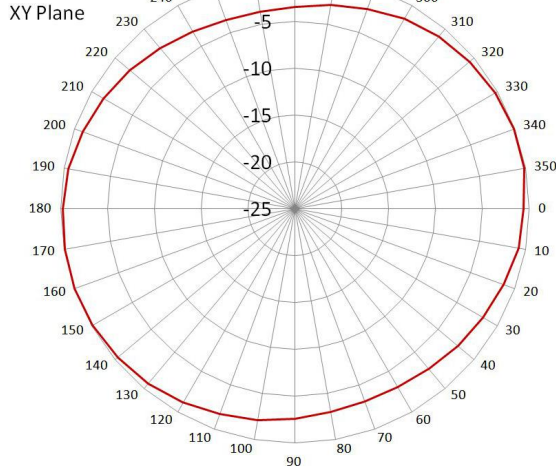
SPECIFICATIONS

Item		Specifications	
GPS Antenna	Dielectric Antenna	Center Frequency	1575.42±3MHz
		Band Width	CF±5MHz
		Polarization	RHCP
		Gain	2dBic (Zenith)
		V.S.W.R	<1.5
		Impedance	50Ω
		Axial Ratio	3dB (max)
	LNA	Gain	28±2dB
		Noise Figure	<1.5dB
		V.S.W.R	<2.0
Supply Voltage		2.2~5V DC	
Current Consumption		<15mA	
GSM Antenna		Frequency Range	806~960MHz/1710~2170MHz
		V.S.W.R	<2.0
		Polarization	Linear
		Gain	2.5dBi
		Impedance	50Ω
Mechanical		Cable	RG174
		Connector	SMA/MCX/FAKRA or others
		Radome Material	ABS
		Mounting Method	Adhesive
Environmental		Operating Temperature	-40℃~+85℃
		Relative Humidity	Up to 95%
		Vibration	10 to 55Hz with 1.5mm amplitude 2hours
		Environmentally Friendly	ROHS Compliant

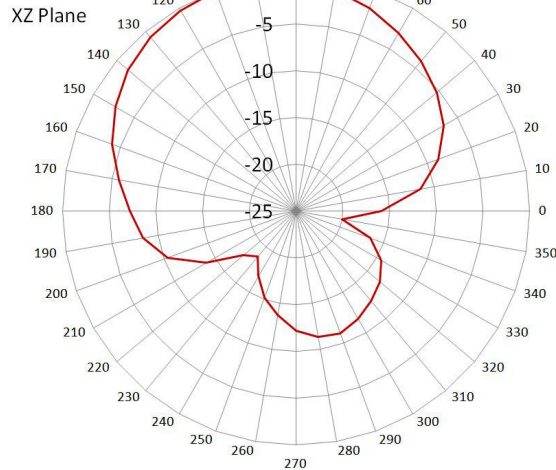
Radiation Pattern

GPS Antenna

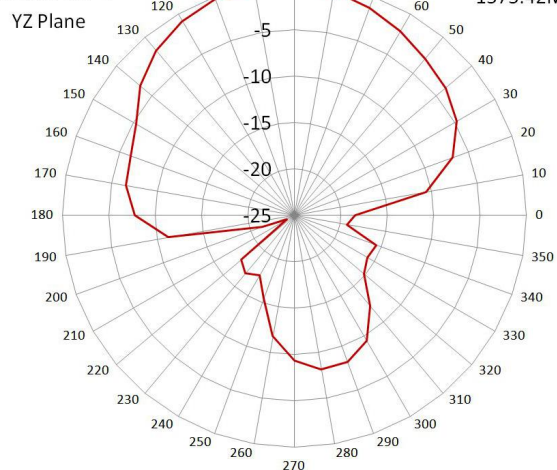
GPS25*25*4 1575.42MHz



GPS25*25*4 1575.42MHz

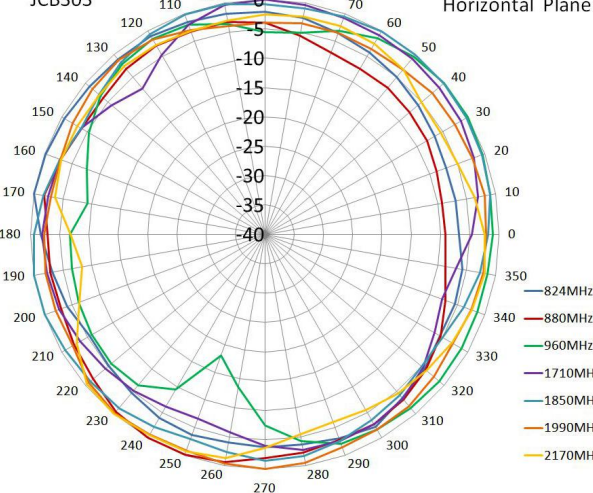


GPS25*25*4 1575.42MHz



GSM Antenna

JCB303 Horizontal Plane



JCB303 Vertical Plane

